

2-PIECE FLANGED BALL VALVE

NH2FPN16F1 – DIN PN16 NH2FPN40F1 – DIN PN40

– With ISO 5211 Mounting Pad



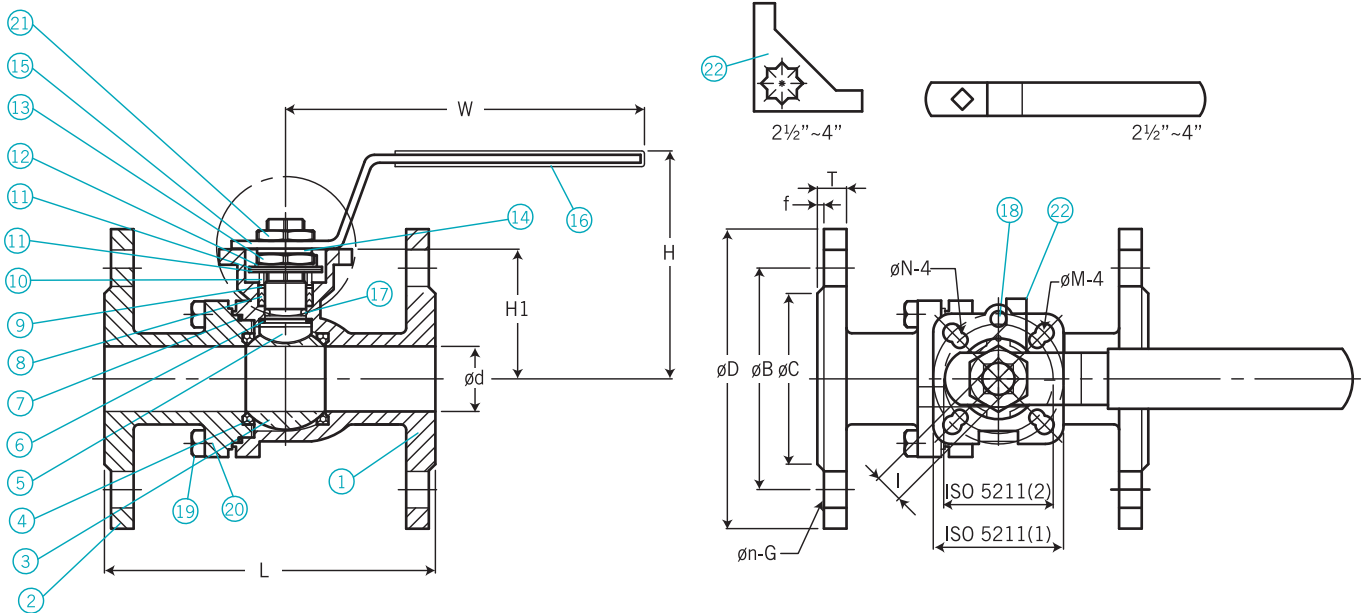
Technical Data

- ISO 5211 Direct Mounting Pad
 - Full Port
 - Investment Casting
 - Fire Safe Design
 - Design: ASME B16.34
 - Valves Inspected & Tested according to API 598 Standard
- Material: EN10213-1.4408, EN10213-1.4308, EN10213-1.4409, EN10213-1.0619

Working Pressure: DIN PN16 / DIN PN40
 Flange Dimension: DIN 2543 / DIN 2545
 Face to Face Dimension: DIN3202 / F1 Type
 Size Ranging: PN16: ½"~4" (DN15~DN100);
 PN40: ½"~2" (DN15~DN50)

Option: Locking Device

Dimensions



Dimension Data

Flange Rating: PN16 & PN40

unit=mm

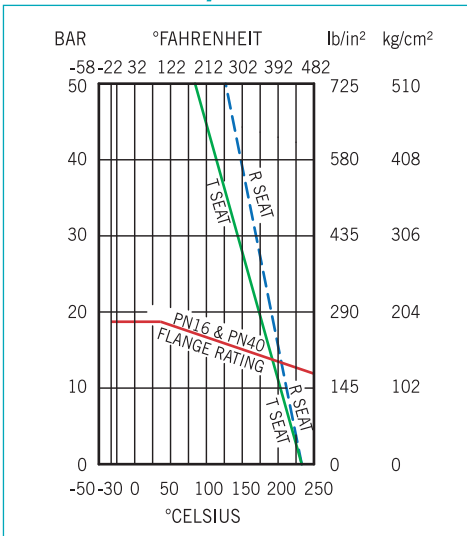
SIZE	ød	L=F1	H	I	øB	øC	øD	W	f	T	ISO 5211		øM	øN	øn	G	H1
											(1)	(2)					
1/2"	15	130	76	9	65	45	95	111	2	16	F04 42	F03 36	6	6	14	4	39
3/4"	20	150	78	9	75	58	105	111	2	18	F04 42	F03 36	6	6	14	4	41
1"	25	160	88	11	85	68	115	186	2	18	F05 50	F04 42	7	6	14	4	50
1¼"	32	180	94	11	100	78	140	186	2	18	F05 50	F04 42	7	6	18	4	56
1½"	38	200	109	14	110	88	150	197	3	18	F07 70	F05 50	9	7	18	4	70
2"	50	230	117	14	125	102	165	197	3	20	F07 70	F05 50	9	7	18	4	78

Flange Rating: PN16 only

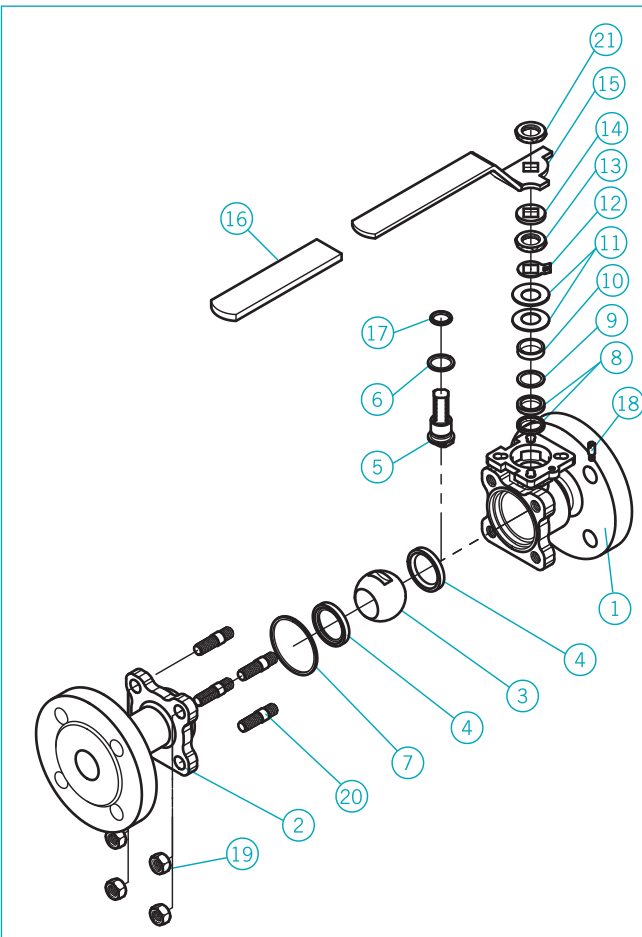
unit=mm

SIZE	ød	L=F1	H	I	øB	øC	øD	W	f	T	ISO 5211		øM	øN	øn	G	H1
											(1)	(2)					
2½"	65	290	139	17	145	122	185	265.5	3	18	F10 102	F07 70	11	9	18	4	98
3"	80	310	149.5	17	160	138	200	265.5	3	20	F10 102	F07 70	11	9	18	8	108.5
4"	100	350	195	22	180	158	220	321	3	20	F12 125	F10 102	13	11	18	8	140

Pressure-Temperature Chart



Parts & Material List



Material List

NO.	Description	Qty	Material	
1	Body	1	ASTM-A351-CF8M	ASTM-A216-WCB
2	Cap	1	ASTM-A351-CF8M	ASTM-A216-WCB
3	Ball	1	ASTM-A351-CF8M	ASTM-A351-CF8
4	Seat	2	PTFE	PTFE
5	Stem	1	SUS316	SUS304
6	Thrust Washer	1	PTFE	PTFE
7	Joint Gasket	1	PTFE	PTFE
8	Stem Packing	1	PTFE	PTFE
9	Thrust Washer	1	PTFE 15%	PTFE 15%
10	Gland Bush	1	SUS304	SUS304
11	Belleville Washer	2	SUS301	SUS301
12	Stop Washer	1	SUS304	SUS304
13	Stem Nut	1	SUS304	SUS304
14	Square Washer	1	SUS304	SUS304
15	Handle	1	SUS304	SUS304
16	Handle Cover	1	Plastic	Plastic
17	O-Ring	1	Viton	Viton
18	Stop Pin	1	SUS304	SUS304
19	Nut	4-8	SUS304	SUS304
20	Bolt	4-8	SUS304	SUS304
21	Handle Nut	1	SUS304	SUS304
22	Stopper	1	SUS304	SUS304

Ordering Information

Model	Flange Rating	
NH2FPN16F1	DIN PN16	NH2FPN40F1 DIN PN40
	Code	Connection Size
	PN16	(1) ½" (2) ¾" (3) 1" (4) 1¼" (5) 1½" (6) 2" (7) 2½" (8) 3" (9) 4"
	PN40	(10) ½" (11) ¾" (12) 1" (13) 1¼" (14) 1½" (15) 2"
	Code	Body Material
	DIN	(1) EN10213-1.4408 (2) EN10213-1.4308 (3) EN10213-1.4409 (4) EN10213-1.0619
		Complete Ordering Code

Ordering code example:
NH2FPN16F1-PN16(8)-DIN(1)
 → NH2FPN16F1= Model
 → PN16(8)= Connection Size (DN80 PN16)
 → DIN(1)= Body Material (EN10213-1.4408)