

# ACRYLIC PLASTIC FLOW METER

**VF100** with alarm switch type  
without alarm switch type

Approvals:



## Technical Data

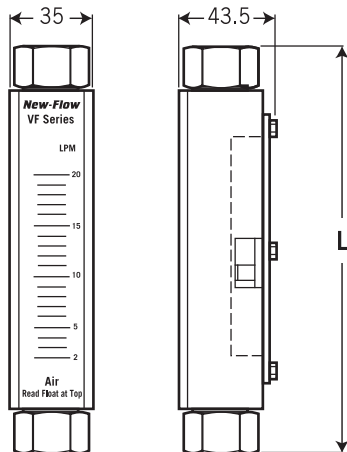
**Service:** Water, Air  
**Wetted Parts Material:** Body: Acrylic plastic; O-Ring: Viton;  
 Float: magnet cover with Polypropylene (P.P or SS316)  
**Connection Material:** SS316  
**Connection Size:** 3/8", 1/2", 3/4" NPT female available  
**Mounting:** Vertical position  
**Temperature & Pressure Limits:** 150 psig (10bar) @100°F(38°C)  
**Temperature Limit:** -24°C~+54°C  
**Accuracy:** ±5% full scale  
**Alarm Switch:** One or Two setting points, form A N.O. type bistable reed switch  
**Switch Rating:** AC 125V 0.5A / DC 100V 10W / Max. DC 250V<40mA  
**Weight:** 0.45~0.5 kg  
 (Contact setting point should be within 10% to 80% of FS)

## Flow Direction Types



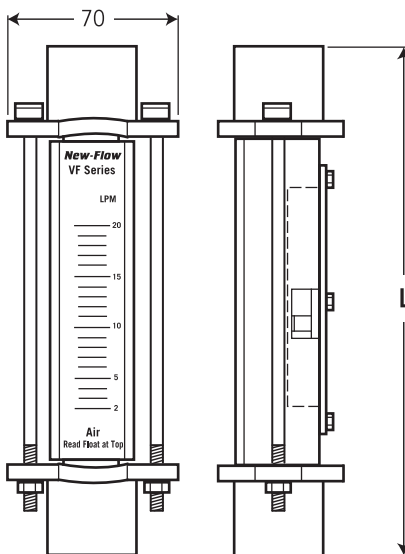
## Dimensions-mm

### VF-100-G: Original Type



L=150mm (for 3/8")  
 L=150mm (for 1/2")  
 L=150mm (for 3/4")

### VF-100-F: Fixed Type



L=166mm (for 3/8")  
 L=166mm (for 1/2")  
 L=166mm (for 3/4")

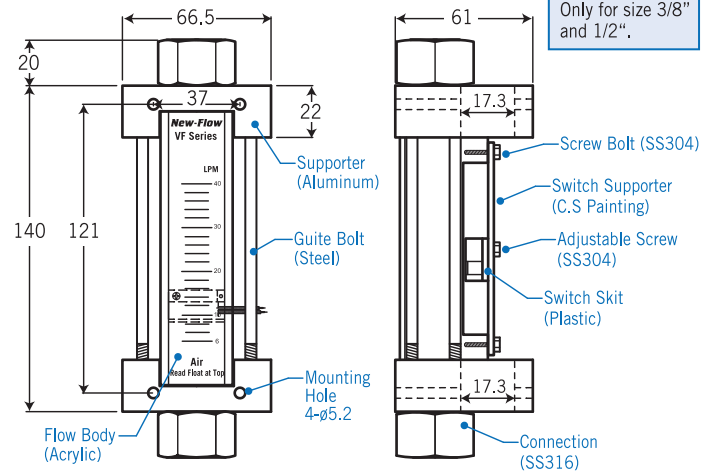


Original Type

Strong Type

Fixed Type

### VF-100-S: Strong Type



## Ordering Information

VF100	Code	Type
	<b>G</b>	Original Type <b>S</b> Strong Type <b>F</b> Fixed Type
	<b>Code</b>	<b>Flow Range(LPM-Litter per Minute)</b>
	<b>A-1</b>	Water (LPH-Litter per Hour) (1) 6~60 (2) 14~140 (3) 25~250 (4) 36~360
	<b>A-2</b>	Water (LPM-Litter per Minute) (5) 0.1~1 (6) 0.2~2 (7) 0.4~4 (8) 0.6~6 (9) 1~10
	<b>B</b>	Air (LPM-Normal Litter per Minute) (10) 2~20 (11) 6~60 (12) 12~120 (13) 20~200 (14) 40~400
	<b>Code</b>	<b>Alarm Switch</b>
	<b>1R</b>	One setting point
	<b>2R</b>	Two setting point
	<b>O</b>	Without alarm
	<b>Code</b>	<b>Process Connection (Female)</b>
		(A) 3/8"NPT (B) 1/2"NPT (C) 3/4"NPT
	<b>Code</b>	<b>Flow Direction</b>
	<b>BT</b>	Bottom to Top
<b>VF100</b>		<b>Complete Ordering Code</b>